



CONDUFLEX

Closed designer cable carrier

- Very well sealed design
- With protective straps ideal for hot chips
- Easy replacement of the brackets where external damage has occurred
- Easy to shorten or extend at a later date
- TÜV type tested in accordance with 2 PFG 1036/10.97

Optional:
Protective straps for
protecting the stop grooves
against contamination



Different
end connectors



Completely enclosed
cable carriers in a
sophisticated design

Attractive appearance due to
stainless steel crossbars and
frame made of fiberglass
reinforced polyamide

Optimum protection for cables
and hoses

Quiet operation
due to small pitch

Inside
heights




Inside
widths



kabelschlepp.de

Fon: +49 2762 4003-0


OnlineEngineer.de
TSUBAKI KABELSCHLEPP
Cable Carrier Configurator



CONDUFLEX – Designer cable carrier in use

Types CF 055, 060, 085, 115, 120, 175

■ Closed cable carriers (TUBES)



Inside heights



Inside widths

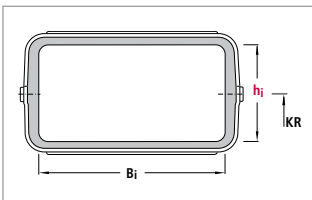


kabelschlepp.de

Type	h _i	B _k	Maximum travel length in m	Dynamics of unsupported arrangement		Page
				Travel speed v _{max} in m/s	Travel acceleration a _{max} in m/s ²	
CF 055	25	45	3.0	10	20	365
CF 060	40	36	3.5	10	20	365
CF 085	38	73	4.0	8	18	365
CF 115	52	102	5.0	8	16	365
CF 120	70	100	5.5	6	15	365
CF 175	72	162	6.0	6	12	365

Dimensions in mm

Fon: +49 2762 4003-0



Use our free project planning service.

Example of ordering

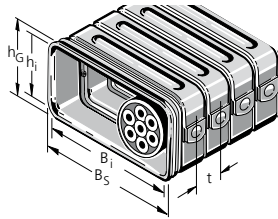
Cable carrier **CF 120** - **140** - **1200** Connection **FSFI/MQF**

CONDUFLEX Type Bend radius KR in mm Conduit length L_{ES} in mm (without connection) Connection Fixed point/Driver

Types CF 055, 060, 085, 115, 120, 175

Dimensions and intrinsic hose weight

Type	h _i mm	h _G mm	B _i mm	B _s mm	Intrinsic hose weight kg/m
CF 055*	25	38	45	62	1.25
CF 060	40	52	36	60	1.60
CF 085*	38	52	73	92	1.90
CF 115*	52	67	102	123	2.60
CF 120	70	86	100	127	3.80
CF 175*	72	94	162	190	5.20



Inside heights



Inside widths



*) KABELSCHLEPP CONDUFLEX TUBES CF 055, CF 085, CF 115 and CF 175 can be fitted with **protective straps**, to shield the impact slots of the plastic frame from contamination.



kabelschlepp.de

Bend radius and pitch

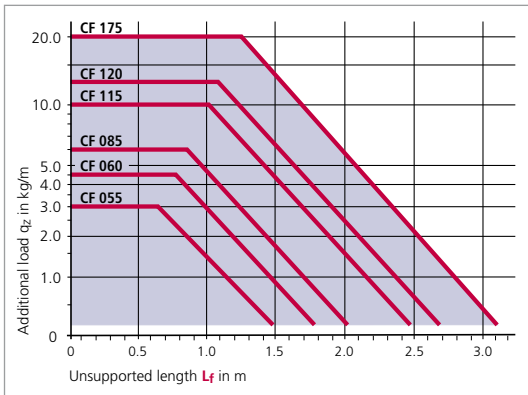
Type	Bend radii KR mm			
CF 055	65	100	150	–
CF 060	100	–	–	–
CF 085	100	150	200	250
CF 115	140	225	300	–
CF 120	155	200	–	–
CF 175	185	250	350	–

Pitch:

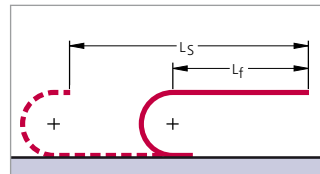
- Typ CF 055: t = 20 mm
- Typ CF 060: t = 20 mm
- Typ CF 085: t = 20 mm
- Typ CF 115: t = 25 mm
- Typ CF 120: t = 25 mm
- Typ CF 175: t = 30 mm

Load diagram

for unsupported length L_f depending on the additional load



Unsupported length L_f



Font: +49 2762 4003-0

OnlineEngineer.de
Hersteller von KABELSCHLEPP
 Cable Carrier Engineering

Types CF 055, 060, 085, 115, 120, 175

Connection dimensions

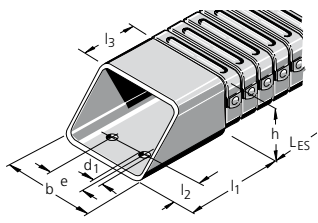
Inside heights



Inside widths



Diagonal flange connector – SF

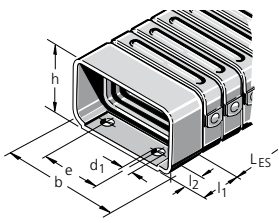


CONDUFLEX Type	b	h	e	d ₁	l ₁	l ₂	l ₃
CF 055	55	36	22	6.5	44	12.5	20
CF 060	55	52	22	6.5	44	12.5	20
CF 085	85	50	50	6.5	70	15.0	32
CF 115	117	66	70	8.5	84	17.5	34
CF 120	120	84	70	8.5	82	17.5	38
CF 175	182	92	100	10.5	100	22.5	45

Dimensions in mm

kabelschlepp.de

Standard connector bracket – ST

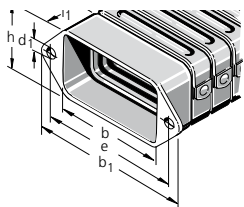


CONDUFLEX Type	b	h	e	d ₁	l ₁	l ₂
CF 055	55	36	22	6.5	20	8.5
CF 060	–	–	–	–	–	–
CF 085	85	52	50	6.5	25	10.0
CF 115	116	68	65-70	8.5	35	10.0
CF 120	120	84	70	8.5	35	12.5
CF 175	182	92	100	10.5	40	15.0

Dimensions in mm

Fon: +49 2762 4003-0

Cross flange connector bracket – QF



CONDUFLEX Type	b	h	b ₁	e	d ₁	l ₁
CF 055	55	35	90	75	6.5	20
CF 060	–	–	–	–	–	–
CF 085	85	50	120	105	6.5	25
CF 115	116	64	160	140	8.5	35
CF 120	–	–	–	–	–	–
CF 175	182	90	226	200	10.5	40

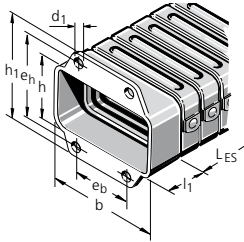
Dimensions in mm

Use our free project planning service.

Types CF 055, 060, 085, 115, 120, 175

Connection dimensions

High flange bracket – HF



CONDUFLEX Type	b	h	h ₁	e _b	e _h	d ₁	l ₁
CF 055	55	35	70	18	55	6.5	20
CF 060	–	–	–	–	–	–	–
CF 085	85	50	85	45	70	6.5	25
CF 115	116	64	110	60	90	8.5	35
CF 120	–	–	–	–	–	–	–
CF 175	182	90	136	95	110	10.5	40

Dimensions in mm

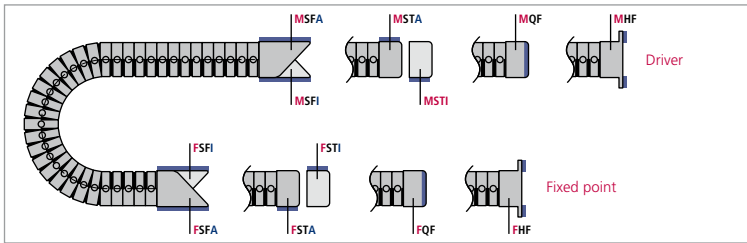
Inside heights



Inside widths



Connection variants



The connectors SF, ST, QF and HF can be combined.

When ordering please specify the desired connection type (see ordering key on page 425).

kabelschlepp.de

Font:
+49 2762 4003-0

OnlineEngineer.de
 Online-Engineering
 für Kabelschlepp
 Cable Carriers Configuration